

# KNOW YOUR MONEY



CENTRAL BANK OF  
TRINIDAD & TOBAGO

## Trinidad and Tobago Bank Notes Security Features

January 2016



Front




Reverse

Scene: Point Lisas Industrial Estate



Front



Reverse

Scene: Market

### Upgraded 1 Dollar Note

- Scarlet Ibis Watermark & Value numeral electrotpe** - EACH denomination banknote when held up against the light will show an image of the same bird that features on the front of the note. On the \$1 an image of the Scarlet Ibis and a bright image of the TT1 are visible.
- Thread with text** - A new narrower 1.2mm thread comes to the surface at regular intervals. The complete thread is only visible when viewed against the light and will read 'CBTT' and the denomination. This thread does NOT fluoresce under UV light.
- Blue vertical numbering** - Both serial numbers have progressively larger digits.
- Series Date** - 2006.
- Large textured value numeral** - Facilitates handling by the visually impaired.
- Gold iridescent band** - A band printed with iridescent gold ink is on the reverse.
- See-through feature** - When the banknote is held against the light a complete design showing a Scarlet Ibis bird will be seen.
- Borders** - The borders echo the background colours of the note on the front and the back.
- Duplex pattern** - Different colours in perfect register.
- Tactile Bars** - 2 tactile bars down the sides of the banknote to help the visually impaired to feel which denomination they are holding.

### Upgraded 5 Dollar Note

- Mot Mot Watermark & Value numeral electrotpe** - EACH denomination banknote when held up against the light will show an image of the same bird that features on the front of the note. On the \$5 an image of the Mot Mot bird and a bright image of TT5 are visible.
- Thread with text** - The existing 2mm thread comes to the surface at regular intervals. The complete thread is only visible when viewed against the light and will read 'CBTT' and the denomination. The thread fluoresces under UV light.
- Blue vertical numbering** - Both serial numbers have progressively larger digits.
- Series Date** - 2006.
- Large textured value numeral** - Facilitates handling by the visually impaired.
- Gold iridescent band** - A band printed with iridescent gold ink is on the reverse.
- See-through feature** - When the banknote is held against the light a complete design showing a Mot Mot bird will be seen.
- Borders** - The borders echo the background colours of the note on the front and the back.
- Duplex pattern** - Different colours in perfect register.
- Tactile Bars** - 3 tactile bars down the sides of the banknote to help the visually impaired to feel which denomination they are holding.





Front



Reverse

Scene: Port

### Upgraded 10 Dollar Note

- Cocrico Bird Watermark & Value numeral electrotpe** - EACH denomination banknote when held up against the light will show an image of the same bird that features on the front of the note. On the \$10 an image of the Cocrico bird and a bright image of 10 are visible.
- Thread with text** - The existing 2mm thread comes to the surface at regular intervals. The complete thread is only visible when viewed against the light and will read 'CBTT' and the denomination. The thread fluoresces under UV light.
- Blue vertical numbering** - Both serial numbers have progressively larger digits.
- Series Date** - 2006.
- Large textured value numeral** - Facilitates handling by the visually impaired.
- Gold iridescent band** - A band printed with iridescent gold ink is on the reverse.
- See-through feature** - When the banknote is held against the light an image of the Cocrico bird will be seen. You will observe an engraved rosette printed behind the bird just above the Governor's signature.
- Borders** - The borders echo the background colours of the note on the front and the back.
- Duplex pattern** - Different colours in perfect register.
- Tactile Bars** - 4 tactile bars down the sides of the banknote to help the visually impaired to feel which denomination they are holding.



Front




Reverse

Scene: Steelpans

### Upgraded 20 Dollar Note

- Hummingbird Watermark & Value numeral electrotpe** - EACH denomination banknote when held up against the light will show an image of the same bird that features on the front of the note. On the \$20 an image of the Hummingbird and a bright image of 20 are visible.
- Thread with text** - The existing 2mm thread comes to the surface at regular intervals. The complete thread is only visible when viewed against the light and will read 'CBTT' and the denomination. The thread fluoresces under UV light.
- Blue vertical numbering** - Both serial numbers have progressively larger digits.
- Series Date** - 2006.
- Large textured value numeral** - Facilitates handling by the visually impaired.
- Gold iridescent band** - A band printed with iridescent gold ink is on the reverse.
- See-through feature** - When the banknote is held against the light an image of the Hummingbird will be seen. You will observe an engraved rosette printed behind the bird just above the Governor's signature.
- Borders** - The borders echo the background colours of the note on the front and the back.
- Duplex pattern** - Different colours in perfect register.
- Gold foil** - The \$20 carries a gold foil Hibiscus on the front right of the note.
- Tactile Bars** - 5 tactile bars down the sides of the banknote to help the visually impaired to feel which denomination they are holding.





Front



Reverse

Scene: Red House



Front



Reverse

Scene: Carnival Masquerader



Front



Reverse

Scene: Carnival Masquerader

## 50 Dollar Note

- Red-Capped Cardinal Bird Watermark & Value numeral electrotpe** - Each denomination banknote when held up against the light will show an image of the same bird that features on the front of the note. On the \$50 an image of the Red-Capped Cardinal bird and a bright image of a 50 are visible.
- See-through feature** - When the banknote is held against the light, an image of the Red-Capped Cardinal bird will be seen. An engraved rosette printed behind the bird positioned just above the Governor's signature will also be visible.
- Blue numbering** - Both serial numbers have progressively larger digits.
- Thread with text** - The 2mm thread comes to the surface at regular intervals. The complete thread is only visible when viewed against the light and will read 'CBTT' and the denomination. This thread fluoresces under UV light.
- Large textured value numeral** - Facilitates handling by the visually impaired.
- Hologram** - When tilted, the \$50 denomination hologram depicts the \$ sign moving behind the Red-Capped Cardinal bird.
- Tactile Bars** - 6 tactile bars down the sides of the banknote to help the visually impaired to feel which denomination they are holding.
- Borders** - The borders echo the background colours of the note on the front and the back.
- Duplex pattern** - Different colours in perfect register.
- Series Date** - 2006.
- Text around the Coat of Arms** - On the commemorative issues, the following words are inserted: "Celebrating 50 years of Independence - 1962-2012"

## Series 2014 Polymer \$50

- Trinidad and Tobago Coat of Arms** - This national symbol is larger than in previous notes and it is positioned at the left side of the front of the note to prevent it from being creased when the note is folded.
- Carnival Image** - Children's carnival masquerader.
- Transparent Window** - This clear window can be seen around the image of a Red-Capped Cardinal bird. It is visible on both sides of the note.
- Print Mark** - This features an image of the Red-Capped Cardinal bird.
- Green/Blue Iridescent Feature** - The wings of the Red-Capped Cardinal change colour from green to blue as the note is tilted.
- Microtext panel** - The number "50" is printed here. This feature is visible only under a magnifier.
- Tactile Bars** - 6 tactile bars down the sides of the banknote to help the visually impaired to feel which denomination they are holding.
- Spark® Orbital™** - This small gold-green iridescent hibiscus flower changes colour as you move the note around. There is also a bright ring around the centre of the flower that moves as the note is tilted.
- Gemini™ feature** - This is visible only under black or UV light.
- Blue vertical numbering** - Both serial numbers have progressively larger digits.
- Machine-readable block of text reading "50"** - There are two of these text blocks on the \$50 note.
- Series Date** - 2014.

## Upgraded Series 2015 Polymer \$50

- Blind Emboss Feature** - A small circle of raised dots, on the bottom right hand corner of the front of the note. These dots allow the visually impaired to easily identify the note at all times.
- Mask** - The red banner across the tail of the Red-Capped Cardinal is an additional upgraded security feature.
- Serial Numbers** - The serial numbers are no longer ascending in size, but are now a uniform size. They are located on two places on the front of the note, vertically on the left-hand side and horizontally on the right hand side, below the Spark orbital gold-coloured hibiscus.
- Text Removal** - The words "CELEBRATING FIFTY YEARS of the" have been removed from above the words "CENTRAL BANK OF TRINIDAD AND TOBAGO". The text "1964-2014" has also been removed from under "CENTRAL BANK OF TRINIDAD AND TOBAGO".
- Tactile Bars** - 6 tactile bars down the sides of the banknote to help the visually impaired to feel which denomination they are holding.
- Series Date** - 2015.

All other features as in the Series 2014 Polymer \$50, remain unchanged.





Front



Reverse


Scene: Marine Oil Platform

### Upgraded 100 Dollar Note

- Bird of Paradise Watermark & Value numeral electrotpe** - EACH denomination banknote when held up against the light will show an image of the same bird that features on the front of the note. On the \$100 an image of the Bird of Paradise and a bright image of 100 are visible.
- Thread with text** - The existing 2mm thread comes to the surface at regular intervals. The complete thread is only visible when viewed against the light and will read 'CBTT' and the denomination. The thread fluoresces under UV light.
- Blue vertical numbering** - Both serial numbers have progressively larger digits.
- Series Date** - 2006.
- Large textured value numeral** - Facilitates handling by the visually impaired.
- Gold iridescent band** - A band printed with iridescent gold ink is on the reverse.
- See-through feature** - When the banknote is held against the light an image of the Bird of Paradise will be seen. You will observe an engraved rosette printed behind the bird.
- Borders** - The borders echo the background colours of the note on the front and the back.
- Duplex pattern** - Different colours in perfect register.
- Hologram** - The \$100 denomination carries a silver based hologram in the shape of a shield on the front right of the note. As the hologram is tilted, repeated images of an Ibis and the initial 'T&T' can be seen.
- Tactile Bars** - 7 tactile bars down the sides of the banknote to help the visually impaired to feel which denomination they are holding.



Front



Reverse

Scene: Marine Oil Platform

### CHOGM Commemorative 100 Dollar Note

- Text around the Coat of Arms** - On the commemorative issues, the following words are inserted: "60 years of the Commonwealth 1949-2009"
- CHOGM logo** in single colour.
- CHOGM logo** in full colour.
- Carnival Sun** image at the top of the note.
- The Port of Spain International Waterfront Centre** and the view of the city of Port of Spain in the background.
- The Oil Rig** scene has been shifted slightly to the right of the note.
- Larger \$100 numeral** at the top right of the note.
- ONE HUNDRED DOLLARS** in words at the bottom of the note.
- Series Date** - 2006.

All other security features remain the same as on the current \$100 note in circulation.

**Note: All previous notes remain legal tender.**